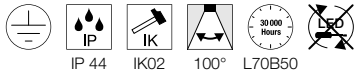
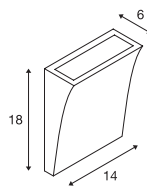
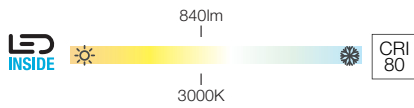
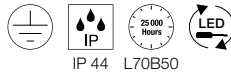
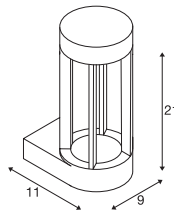
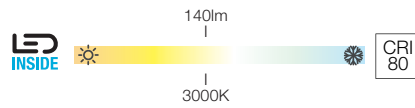


DELWA
WL



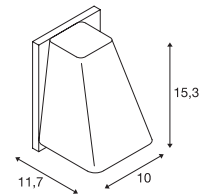
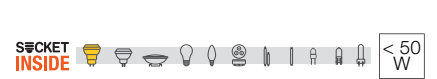
220-240 V ~ 50/60 Hz | 700 mA
Systeemvermogen: 10 W
Materiaal: aluminium/glas

SLOTS
WL



220-240 V ~ 50/60 Hz
Systeemvermogen: 4,5 W
Materiaal: aluminium/glas

WALLYX
WL, QPAR51



220-240 V ~ 50/60 Hz
Materiaal: aluminium/glas



1000342, 1000340	840lm 3000K	



231805, 231807	140lm 3000K	



	GU10 < 50 W L: 7,6 cm
	LED GU10 51 mm 4 W 36° 2700 K 270 lm EEK=G 4 kWh / 1000 h

Art. nr. 1004972

Variant	Art. nr.
840 lm 3000 K CRI 80	
■ antraciet	1000342
840 lm 3000 K CRI 80	
□ wit	1000340

Variant	Art. nr.
140 lm 3000 K CRI 80	
■ antraciet	231805
140 lm 3000 K CRI 80	
■ roest	231807

Variant	Art. nr.
1xGU10	
■ antraciet	227195
1xGU10	
■ grijs	227194